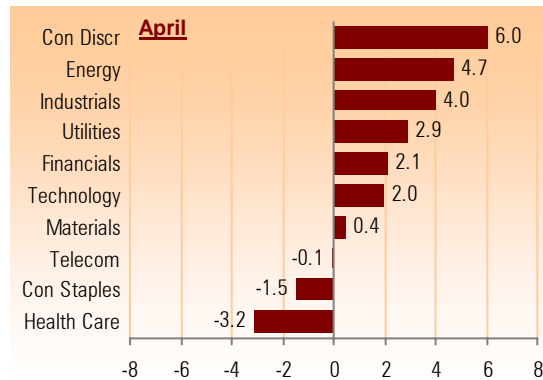


Equity Market	Past Month	Past 3 Months	YTD	Past 12 Months
S&P 500	1.58%	11.05%	7.05%	38.84%
Russell 1000	1.85%	11.67%	7.65%	40.19%
Russell 1000 Growth	1.12%	10.64%	5.81%	38.16%
Russell 1000 Value	2.59%	12.72%	9.55%	42.27%
Russell MidCap	3.76%	16.65%	12.76%	50.84%
Russell MidCap Growth	2.97%	15.47%	10.87%	46.95%
Russell MidCap Value	4.50%	17.76%	14.55%	54.39%
Russell 2000	5.66%	19.41%	15.01%	48.95%
Russell 2000 Growth	4.20%	17.39%	12.14%	45.21%
Russell 2000 Value	7.00%	21.28%	17.72%	52.40%
MSCI World	0.01%	7.70%	3.25%	37.03%
MSCI EAFE	-1.81%	3.60%	-0.97%	34.42%
MSCI EM	1.21%	9.76%	3.64%	57.11%
MSCI REIT	7.06%	24.51%	17.86%	71.39%

Fixed Income Market	Past Month	Past 3 Months	YTD	Past 12 Months
Barclays Capital Aggregate	1.04%	1.29%	2.84%	8.30%
Barclays Capital Intermediate Aggregate	0.82%	1.14%	2.64%	7.58%
Barclays Capital Universal	1.11%	1.63%	3.17%	10.46%
Barclays Capital Government	0.95%	0.60%	2.06%	2.18%
Barclays Capital Credit	1.67%	2.39%	3.98%	19.57%
Barclays Capital Municipal	1.21%	1.95%	2.48%	8.85%
Barclays Capital High Yield	2.34%	5.74%	7.09%	42.60%
Barclays Capital Mortgage	0.80%	1.01%	2.36%	5.75%
Citigroup 3-Month Treasury Bill	0.01%	0.02%	0.02%	0.11%
Citigroup Non-US WGBI Unhedged	-0.86%	-2.63%	-2.94%	6.81%
1-Month LIBOR	0.02%	0.06%	0.08%	0.26%
Barclays Capital U.S. TIPS	2.37%	1.31%	2.95%	10.77%
DJ-UBS Commodity	1.94%	4.41%	-3.19%	21.97%

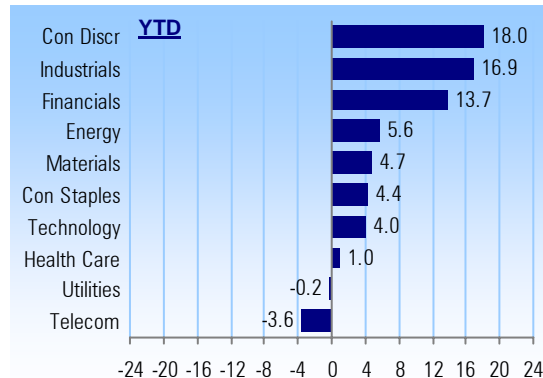
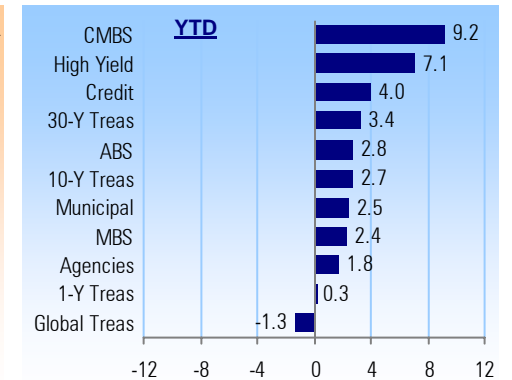
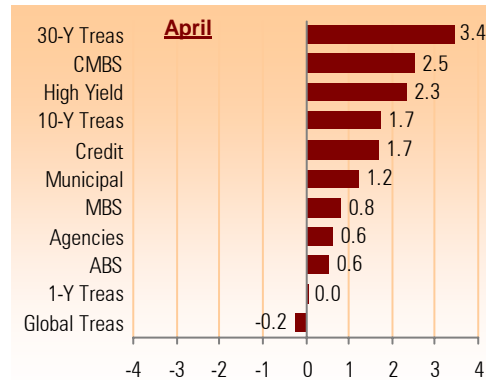
Equity Sector Returns (%)



Equity Style Returns (%)

Style	Value	Core	Growth
Large	2.59	1.85	1.12
Mid	4.50	3.76	2.97
Small	7.00	5.66	4.20

Fixed Income Sector Returns (%)



Style	Value	Core	Growth
Large	9.55	7.65	5.81
Mid	14.55	12.76	10.87
Small	17.72	15.01	12.14

Treasury Yield Curve

