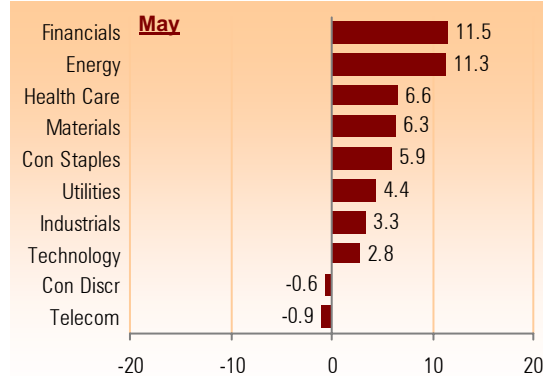


Equity Market	Past Month	Past 3 Months	YTD	Past 12 Months
S&P 500	5.59%	25.83%	2.96%	-32.57%
Russell 1000	5.53%	26.38%	4.06%	-32.94%
Russell 1000 Growth	4.96%	25.30%	10.30%	-30.70%
Russell 1000 Value	6.18%	27.61%	-2.15%	-35.34%
Russell MidCap	4.34%	31.39%	9.56%	-36.15%
Russell MidCap Growth	5.17%	31.56%	16.08%	-35.72%
Russell MidCap Value	3.43%	31.24%	2.98%	-36.84%
Russell 2000	3.01%	29.56%	1.16%	-31.79%
Russell 2000 Growth	3.87%	30.23%	7.87%	-31.54%
Russell 2000 Value	2.14%	28.86%	-4.88%	-32.22%
MSCI World	9.06%	30.44%	6.83%	-34.82%
MSCI EAFE	11.83%	34.14%	8.57%	-36.61%
MSCI EM	17.09%	56.20%	37.87%	-34.36%

Fixed Income Market	Past Month	Past 3 Months	YTD	Past 12 Months
Barclays Capital Aggregate	0.73%	2.62%	1.33%	5.38%
Barclays Capital Intermediate Aggregate	0.69%	2.71%	2.27%	5.63%
Barclays Capital Universal	1.12%	3.69%	2.56%	3.83%
Barclays Capital Government	-0.76%	-0.30%	-3.04%	7.38%
Barclays Capital Credit	3.38%	6.16%	4.34%	1.08%
Barclays Capital Municipal	1.06%	3.10%	7.44%	3.59%
Barclays Capital High Yield	6.73%	23.46%	26.80%	-7.78%
Barclays Capital Mortgage	0.29%	2.00%	2.79%	9.18%
Citigroup 3 Month Treasury Bill	0.02%	0.06%	0.09%	0.90%
LIBOR	0.03%	0.11%	0.18%	1.51%
Barclays Capital U.S. TIPS	2.10%	6.05%	5.73%	-0.05%

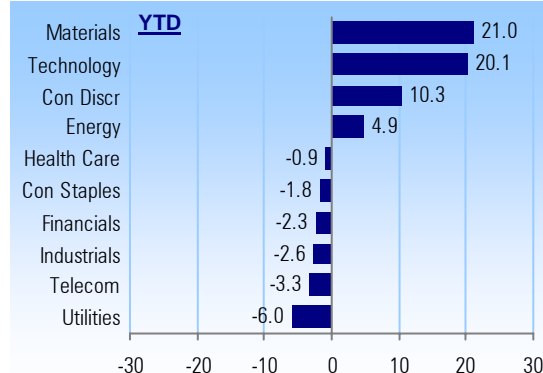
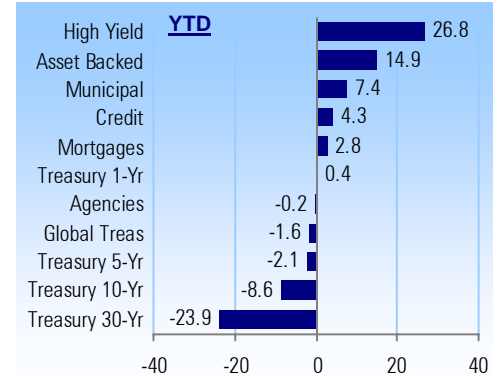
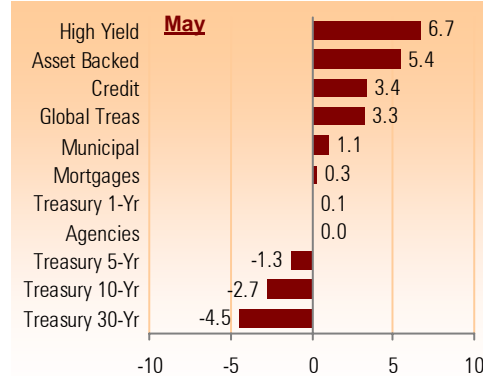
Equity Sector Returns (%)



Equity Style Returns (%)

Style	Value	Core	Growth
Large	6.18	5.53	4.96
Mid	3.43	4.34	5.17
Small	2.14	3.01	3.87

Fixed Income Sector Returns (%)



Style	Value	Core	Growth
Large	-2.15	4.06	10.29
Mid	2.99	9.57	16.07
Small	-4.88	1.16	7.86

Treasury Yield Curve

