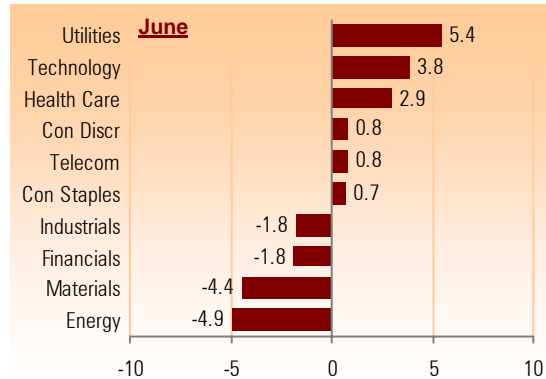


Equity Market	Past Month	Past 3 Months	YTD	Past 12 Months
S&P 500	0.20%	15.93%	3.16%	-26.22%
Russell 1000	0.24%	16.49%	4.31%	-26.69%
Russell 1000 Growth	1.12%	16.32%	11.54%	-24.49%
Russell 1000 Value	-0.74%	16.69%	-2.87%	-29.03%
Russell MidCap	0.35%	20.80%	9.95%	-30.36%
Russell MidCap Growth	0.46%	20.67%	16.61%	-30.33%
Russell MidCap Value	0.20%	20.94%	3.19%	-30.52%
Russell 2000	1.47%	20.68%	2.65%	-25.01%
Russell 2000 Growth	3.24%	23.37%	11.36%	-24.84%
Russell 2000 Value	-0.32%	17.97%	-5.19%	-25.26%
MSCI World	-0.45%	20.75%	6.35%	-29.49%
MSCI EAFE	-0.57%	25.43%	7.95%	-31.36%
MSCI EM	-1.35%	34.73%	36.01%	-28.07%

Fixed Income Market	Past Month	Past 3 Months	YTD	Past 12 Months
Barclays Capital Aggregate	0.57%	1.79%	1.91%	6.07%
Barclays Capital Intermediate Aggregate	0.33%	1.68%	2.61%	6.14%
Barclays Capital Universal	0.76%	2.94%	3.34%	4.93%
Barclays Capital Government	-0.13%	-2.21%	-3.17%	6.63%
Barclays Capital Credit	2.43%	8.81%	6.88%	4.08%
Barclays Capital Municipal	-0.94%	2.11%	6.43%	3.79%
Barclays Capital High Yield	2.86%	23.07%	30.43%	-2.41%
Barclays Capital Mortgage	0.13%	0.70%	2.92%	9.38%
Citigroup 3 Month Treasury Bill	0.01%	0.05%	0.10%	0.78%
LIBOR	0.03%	0.09%	0.21%	1.33%
Barclays Capital U.S. TIPS	0.46%	0.66%	6.22%	-1.10%

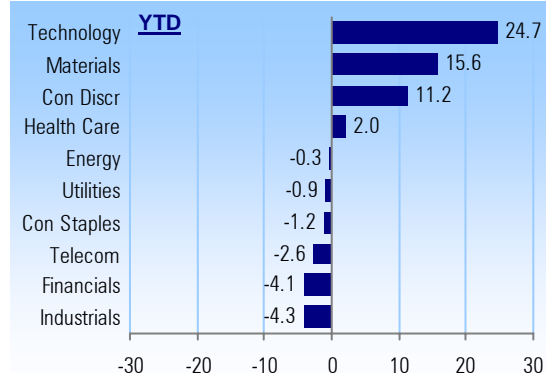
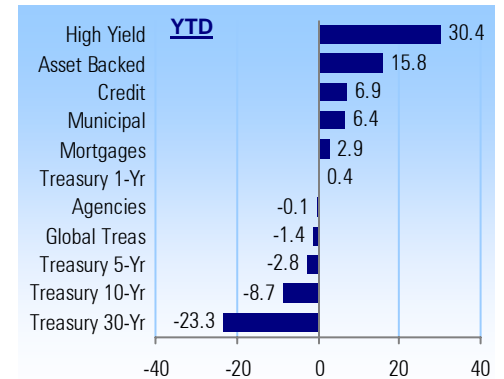

Equity Sector Returns (%)



Equity Style Returns (%)

Style	Value	Core	Growth
Large	-0.74	0.24	1.12
Mid	0.20	0.35	0.46
Small	-0.32	1.47	3.24

Fixed Income Sector Returns (%)



Style	Value	Core	Growth
Large	-2.87	4.31	11.54
Mid	3.19	9.95	16.61
Small	-5.19	2.65	11.36

Treasury Yield Curve

