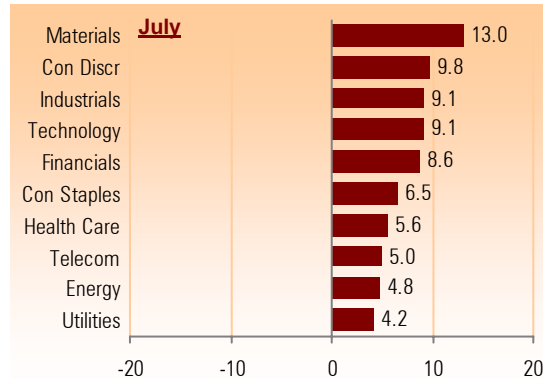


Equity Market	Past Month	Past 3 Months	YTD	Past 12 Months
S&P 500	7.56%	13.80%	10.97%	-19.96%
Russell 1000	7.63%	13.86%	12.27%	-20.17%
Russell 1000 Growth	7.10%	13.67%	19.46%	-17.56%
Russell 1000 Value	8.19%	14.02%	5.08%	-22.94%
Russell MidCap	8.85%	13.97%	19.68%	-22.22%
Russell MidCap Growth	7.89%	13.99%	25.81%	-21.87%
Russell MidCap Value	9.81%	13.80%	13.31%	-22.81%
Russell 2000	9.63%	14.59%	12.53%	-20.72%
Russell 2000 Growth	7.75%	15.55%	20.00%	-20.86%
Russell 2000 Value	11.56%	13.59%	5.78%	-20.69%
MSCI World	8.47%	17.77%	15.36%	-21.60%
MSCI EAFE	9.13%	21.34%	17.81%	-22.61%
MSCI EM	11.24%	28.49%	51.29%	-16.85%

Fixed Income Market	Past Month	Past 3 Months	YTD	Past 12 Months
Barclays Capital Aggregate	1.61%	2.94%	3.55%	7.86%
Barclays Capital Intermediate Aggregate	1.37%	2.41%	4.01%	7.59%
Barclays Capital Universal	1.89%	3.81%	5.29%	7.07%
Barclays Capital Government	0.48%	-0.41%	-2.70%	6.67%
Barclays Capital Credit	3.81%	9.93%	10.95%	8.69%
Barclays Capital Municipal	1.67%	1.78%	8.21%	5.12%
Barclays Capital High Yield	6.09%	16.47%	38.37%	4.92%
Barclays Capital Mortgage	0.82%	1.24%	3.76%	10.44%
Citigroup 3 Month Treasury Bill	0.02%	0.05%	0.12%	0.66%
LIBOR	0.02%	0.08%	0.23%	1.15%
Barclays Capital U.S. TIPS	0.07%	2.64%	6.29%	-0.53%

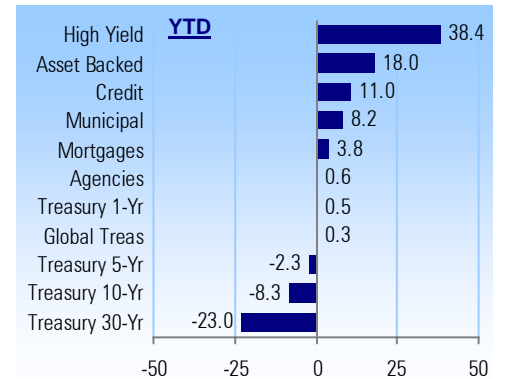
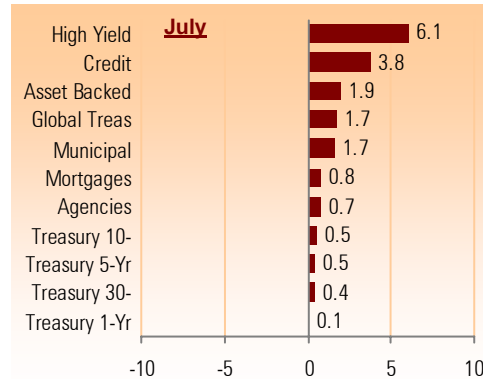
Equity Sector Returns (%)



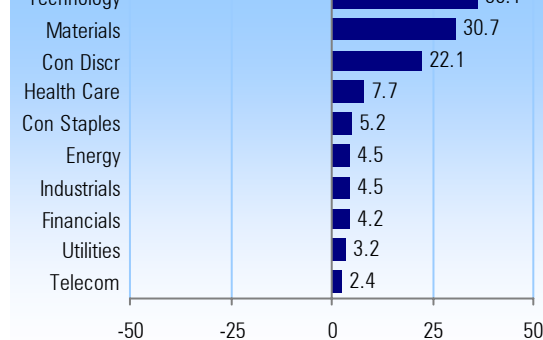
Equity Style Returns (%)

Style	Value	Core	Growth
Large	8.19	7.63	7.10
Mid	9.81	8.85	7.89
Small	11.56	9.63	7.75

Fixed Income Sector Returns (%)



Equity Sector Returns (%) YTD



Equity Style Returns (%) YTD

Style	Value	Core	Growth
Large	5.08	12.27	19.46
Mid	13.31	19.68	25.81
Small	5.75	12.53	20.00

Treasury Yield Curve

