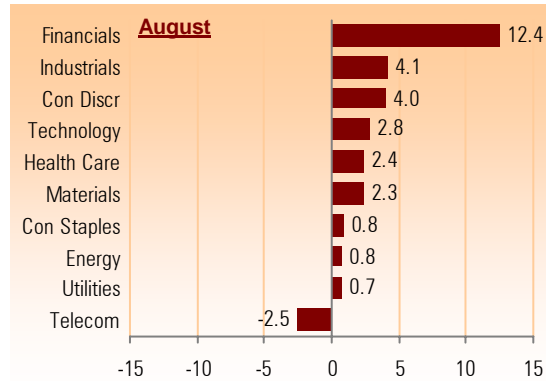


Equity Market	Past Month	Past 3 Months	YTD	Past 12 Months
S&P 500	3.61%	11.67%	14.97%	-18.25%
Russell 1000	3.63%	11.81%	16.35%	-18.40%
Russell 1000 Growth	2.07%	10.54%	21.93%	-16.76%
Russell 1000 Value	5.23%	13.00%	10.57%	-20.27%
Russell MidCap	4.86%	14.54%	25.50%	-19.92%
Russell MidCap Growth	3.06%	11.70%	29.66%	-20.21%
Russell MidCap Value	6.61%	17.30%	20.80%	-20.00%
Russell 2000	2.87%	14.44%	15.76%	-21.29%
Russell 2000 Growth	0.98%	12.34%	21.18%	-22.01%
Russell 2000 Value	4.73%	16.47%	10.78%	-20.70%
MSCI World	4.13%	12.44%	20.12%	-17.20%
MSCI EAFE	5.44%	14.41%	24.22%	-14.96%
MSCI EM	-0.36%	9.34%	50.75%	-9.96%

Fixed Income Market	Past Month	Past 3 Months	YTD	Past 12 Months
Barclays Capital Aggregate	1.04%	3.25%	4.63%	7.96%
Barclays Capital Intermediate Aggregate	0.92%	2.64%	4.97%	7.67%
Barclays Capital Universal	1.16%	3.86%	6.51%	7.37%
Barclays Capital Government	0.79%	1.14%	-1.94%	6.43%
Barclays Capital Credit	1.77%	8.21%	12.92%	9.75%
Barclays Capital Municipal	1.71%	2.44%	10.06%	5.68%
Barclays Capital High Yield	1.86%	11.15%	40.94%	6.50%
Barclays Capital Mortgage	0.67%	1.63%	4.46%	9.80%
Citigroup 3 Month Treasury Bill	0.01%	0.03%	0.12%	0.51%
LIBOR	0.02%	0.07%	0.25%	0.96%
Barclays Capital U.S. TIPS	0.88%	1.41%	7.23%	-0.47%

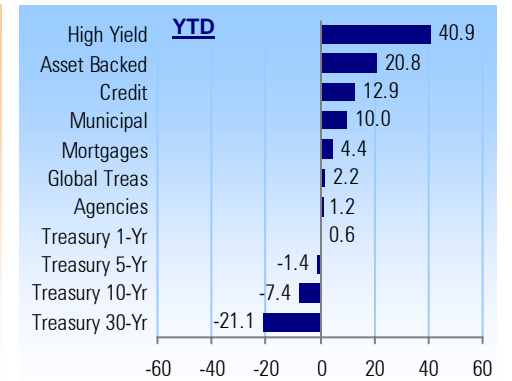
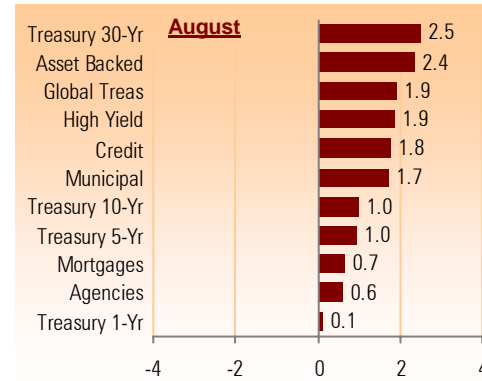
Equity Sector Returns (%)



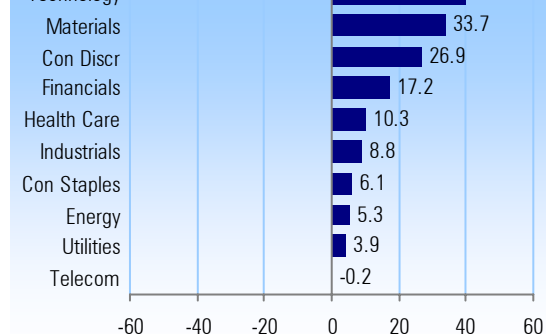
Equity Style Returns (%)

August	Value	Core	Growth
Large	5.23	3.63	2.07
Mid	6.61	4.86	3.06
Small	4.73	2.87	0.98

Fixed Income Sector Returns (%)



Equity Sector Returns (%) YTD



Equity Style Returns (%) YTD

YTD	Value	Core	Growth
Large	10.57	16.35	21.93
Mid	20.80	25.50	29.66
Small	10.78	15.76	21.18

Treasury Yield Curve

