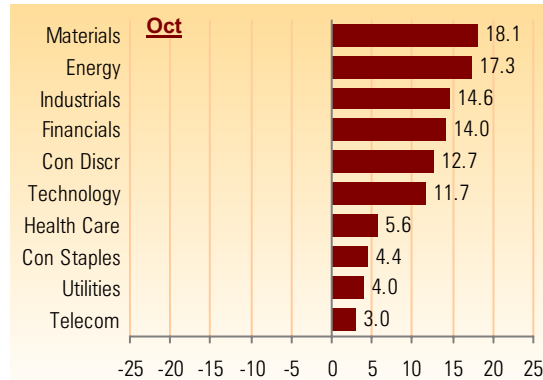


Equity Market	Past Month	Past 3 Months	YTD	1 Yr	3 Yrs	5 Yrs
S&P 500	10.93%	-2.47%	1.30%	8.09%	11.41%	0.24%
Russell 1000	11.21%	-3.01%	0.92%	8.01%	12.22%	0.54%
Russell 1000 Growth	10.97%	-2.63%	2.98%	9.92%	15.62%	3.04%
Russell 1000 Value	11.45%	-3.40%	-1.08%	6.16%	8.78%	-2.05%
Russell MidCap	13.01%	-4.89%	-0.93%	7.85%	17.82%	2.26%
Russell MidCap Growth	13.48%	-4.88%	0.33%	10.08%	19.96%	3.46%
Russell MidCap Value	12.55%	-4.90%	-2.09%	5.83%	15.61%	0.73%
Russell 2000	15.14%	-6.67%	-4.46%	6.71%	12.87%	0.68%
Russell 2000 Growth	15.86%	-6.24%	-2.17%	9.84%	16.32%	2.68%
Russell 2000 Value	14.41%	-7.09%	-6.77%	3.54%	9.51%	-1.42%
MSCI World	10.34%	-6.29%	-3.12%	1.76%	10.76%	-0.99%
MSCI EAFE	9.64%	-9.76%	-6.78%	-4.08%	9.89%	-2.42%
MSCI EM	13.25%	-11.91%	-11.53%	-7.72%	23.23%	6.51%
MSCI REIT	14.41%	-3.73%	7.88%	10.59%	16.79%	-1.11%
ML Invest Grade Convertible	4.89%	-2.69%	-0.92%	1.38%	11.74%	-0.19%

Fixed Income Market	Past Month	Past 3 Months	YTD	1 Yr	3 Yrs	5 Yrs
Barclays Capital Aggregate	0.11%	2.31%	6.76%	5.00%	8.88%	6.41%
Barclays Capital Intermediate Aggregate	0.22%	1.27%	5.24%	3.74%	7.84%	6.08%
Barclays Capital Universal	0.57%	1.88%	6.48%	4.84%	9.70%	6.37%
Barclays Capital Government	-0.71%	3.37%	7.34%	4.89%	6.28%	6.30%
Barclays Capital Credit	1.46%	2.08%	8.10%	5.95%	14.55%	6.86%
Barclays Capital Municipal	-0.37%	2.38%	8.00%	3.78%	8.31%	4.81%
Barclays Capital High Yield	5.99%	-1.58%	4.52%	5.17%	22.96%	8.04%
Barclays Capital Mortgage	0.00%	1.42%	5.30%	4.53%	7.54%	6.58%
Citigroup 3-Month Treasury Bill	0.00%	0.01%	0.07%	0.09%	0.16%	1.53%
Citigroup Non-US WGBI Unhedged	1.05%	-0.45%	6.79%	3.18%	9.39%	7.77%
1-Month LIBOR	0.02%	0.05%	0.18%	0.23%	0.31%	1.92%
Barclays Capital U.S. TIPS	1.86%	2.45%	12.65%	9.03%	12.14%	7.54%
DJ-UBS Commodity	6.62%	-8.18%	-7.90%	1.58%	4.37%	-0.76%

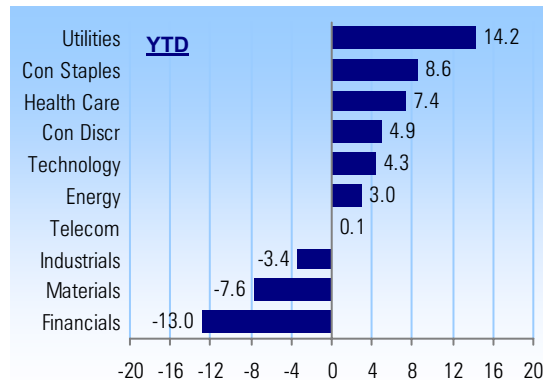
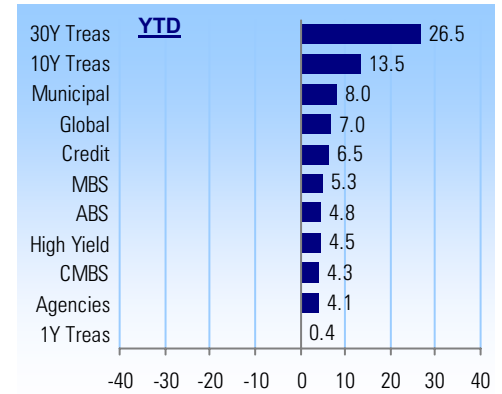
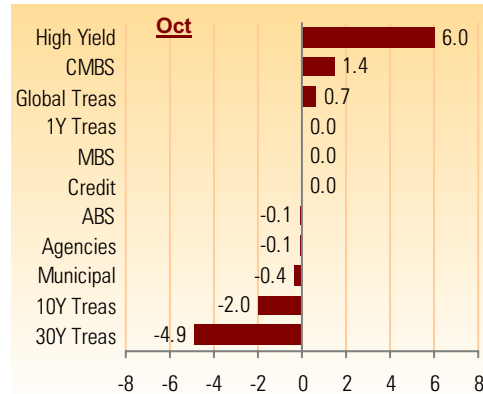
Equity Sector Returns (%)



Equity Style Returns (%)

Style	Value	Core	Growth
Large	11.45	11.21	10.97
Mid	12.55	13.01	13.48
Small	14.41	15.14	15.86

Fixed Income Sector Returns (%)



Style	Value	Core	Growth
Large	-1.08	0.92	2.98
Mid	-2.09	-0.93	0.33
Small	-6.77	-4.46	-2.17

Treasury Yield Curve

