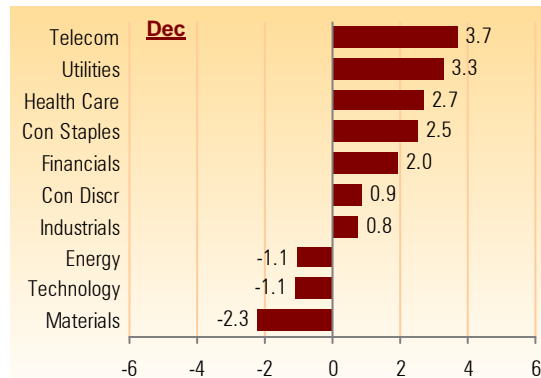


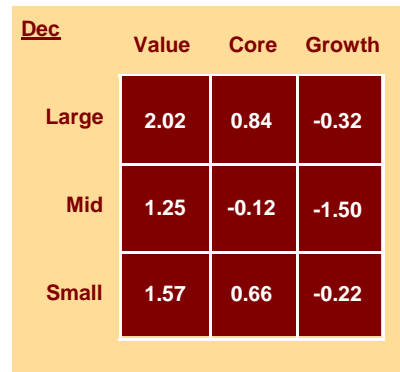
Equity Market	Past Month	Past 3 Months	YTD	1 Yr	3 Yrs	5 Yrs
S&P 500	1.02%	11.82%	2.11%	2.11%	14.11%	-0.25%
Russell 1000	0.84%	11.84%	1.50%	1.50%	14.81%	-0.03%
Russell 1000 Growth	-0.32%	10.61%	2.64%	2.64%	18.02%	2.50%
Russell 1000 Value	2.02%	13.11%	0.39%	0.39%	11.54%	-2.64%
Russell MidCap	-0.12%	12.31%	-1.55%	-1.55%	20.17%	1.41%
Russell MidCap Growth	-1.50%	11.24%	-1.65%	-1.65%	22.06%	2.44%
Russell MidCap Value	1.25%	13.37%	-1.38%	-1.38%	18.19%	0.03%
Russell 2000	0.66%	15.47%	-4.18%	-4.18%	15.63%	0.15%
Russell 2000 Growth	-0.22%	14.99%	-2.91%	-2.91%	19.01%	2.09%
Russell 2000 Value	1.57%	15.97%	-5.50%	-5.50%	12.36%	-1.88%
MSCI World	-0.06%	7.59%	-5.54%	-5.54%	11.13%	-2.36%
MSCI EAFE	-0.95%	3.33%	-12.14%	-12.14%	7.64%	-4.73%
MSCI EM	-1.21%	4.42%	-18.42%	-18.42%	20.07%	2.40%
MSCI REIT	4.67%	15.28%	8.69%	8.69%	21.55%	-1.51%
ML Invest Grade Convertible	-0.78%	2.54%	-3.14%	-3.14%	9.53%	-1.01%

Fixed Income Market	Past Month	Past 3 Months	YTD	1 Yr	3 Yrs	5 Yrs
Barclays Capital Aggregate	1.10%	1.12%	7.84%	7.84%	6.77%	6.51%
Barclays Capital Intermediate Aggregate	0.76%	0.91%	5.97%	5.97%	6.19%	6.09%
Barclays Capital Universal	1.17%	1.45%	7.40%	7.40%	7.71%	6.39%
Barclays Capital Government	0.89%	0.84%	9.02%	9.02%	4.01%	6.56%
Barclays Capital Credit	1.94%	1.70%	8.35%	8.35%	10.90%	6.80%
Barclays Capital Municipal	1.90%	2.12%	10.70%	10.70%	8.57%	5.23%
Barclays Capital High Yield	2.66%	6.46%	4.98%	4.98%	24.12%	7.55%
Barclays Capital Mortgage	0.70%	0.88%	6.23%	6.23%	5.90%	6.58%
Citigroup 3-Month Treasury Bill	0.00%	0.00%	0.07%	0.07%	0.11%	1.36%
Citigroup Non-US WGBI Unhedged	0.84%	-0.48%	5.18%	5.18%	4.92%	7.23%
1-Month LIBOR	0.02%	0.06%	0.22%	0.22%	0.28%	1.74%
Barclays Capital U.S. TIPS	0.04%	2.69%	13.56%	13.56%	10.38%	7.95%
DJ-UBS Commodity	-3.75%	0.35%	-13.32%	-13.32%	6.38%	-2.08%

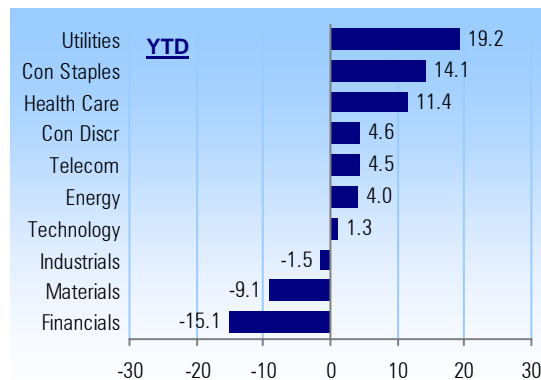
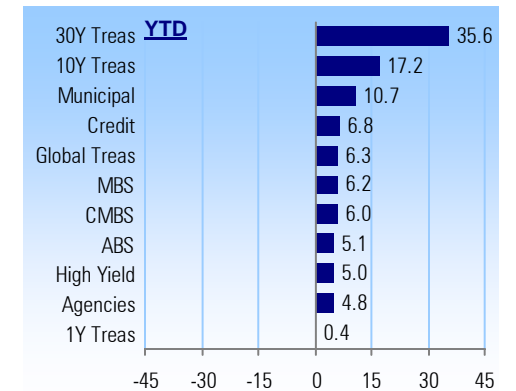
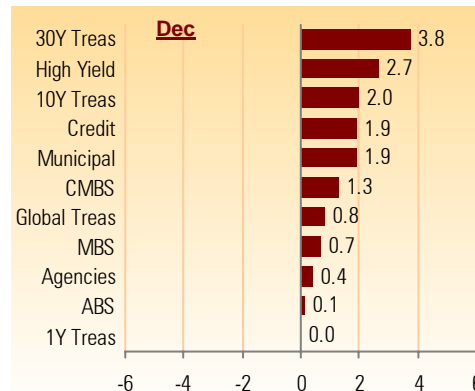
Equity Sector Returns (%)



Equity Style Returns (%)



Fixed Income Sector Returns (%)



Treasury Yield Curve

