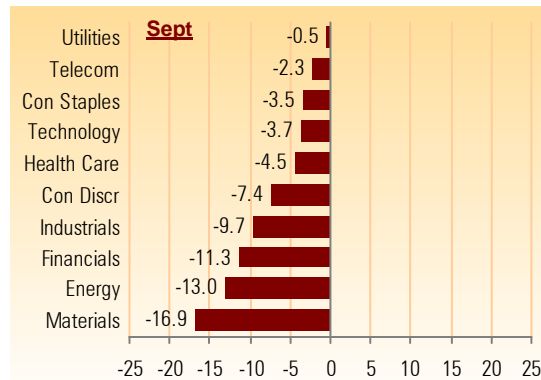


Equity Market	Past Month	Past 3 Months	YTD	1 Yr	3 Yrs	5 Yrs
S&P 500	-7.03%	-13.87%	-8.68%	1.14%	1.23%	-1.18%
Russell 1000	-7.46%	-14.68%	-9.25%	0.91%	1.60%	-0.92%
Russell 1000 Growth	-7.37%	-13.14%	-7.20%	3.78%	4.69%	1.62%
Russell 1000 Value	-7.56%	-16.20%	-11.24%	-1.89%	-1.52%	-3.53%
Russell MidCap	-9.63%	-18.90%	-12.34%	-0.88%	3.96%	0.56%
Russell MidCap Growth	-10.05%	-19.33%	-11.59%	0.80%	5.89%	1.63%
Russell MidCap Value	-9.22%	-18.46%	-13.01%	-2.36%	1.97%	-0.84%
Russell 2000	-11.21%	-21.87%	-17.02%	-3.53%	-0.36%	-1.01%
Russell 2000 Growth	-11.50%	-22.25%	-15.57%	-1.12%	2.07%	0.96%
Russell 2000 Value	-10.92%	-21.47%	-18.51%	-5.99%	-2.79%	-3.08%
MSCI World	-8.64%	-16.61%	-12.20%	-4.35%	-0.07%	-2.22%
MSCI EAFE	-9.53%	-19.01%	-14.98%	-9.36%	-1.14%	-3.46%
MSCI EM	-14.58%	-22.56%	-21.88%	-16.15%	6.27%	4.86%
MSCI REIT	-10.93%	-14.53%	-5.71%	1.26%	-1.71%	-2.56%
ML Invest Grade Convertible	-3.24%	-8.91%	-5.53%	-1.67%	5.47%	-0.73%

Fixed Income Market	Past Month	Past 3 Months	YTD	1 Yr	3 Yrs	5 Yrs
Barclays Capital Aggregate	0.73%	3.82%	6.65%	5.27%	7.98%	6.53%
Barclays Capital Intermediate Aggregate	0.00%	2.30%	5.01%	4.22%	7.12%	6.16%
Barclays Capital Universal	0.28%	2.88%	5.87%	4.77%	8.16%	6.40%
Barclays Capital Government	1.53%	5.85%	8.10%	5.58%	6.43%	6.56%
Barclays Capital Credit	0.25%	3.03%	6.54%	4.56%	11.74%	6.72%
Barclays Capital Municipal	1.03%	3.81%	8.40%	3.88%	8.08%	5.02%
Barclays Capital High Yield	-3.27%	-6.06%	-1.39%	1.78%	13.83%	7.08%
Barclays Capital Mortgage	0.17%	2.36%	5.30%	5.56%	7.09%	6.73%
Citigroup 3-Month Treasury Bill	0.00%	0.01%	0.07%	0.10%	0.20%	1.61%
Citigroup Non-US WGBI Unhedged	-3.26%	0.95%	5.68%	4.14%	8.08%	7.78%
1-Month LIBOR	0.02%	0.05%	0.16%	0.23%	0.41%	2.00%
Barclays Capital U.S. TIPS	-0.24%	4.51%	10.59%	9.87%	8.13%	7.10%
DJ-UBS Commodity	-14.73%	-11.33%	-13.62%	0.02%	-5.67%	-1.11%

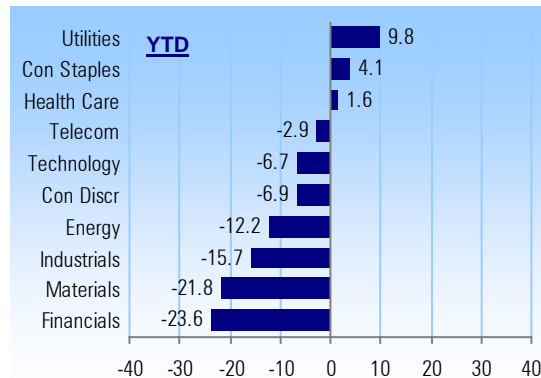
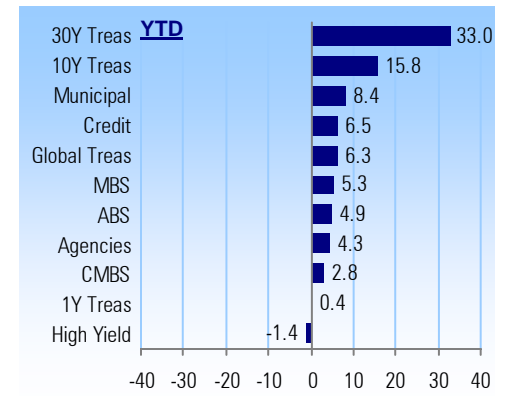
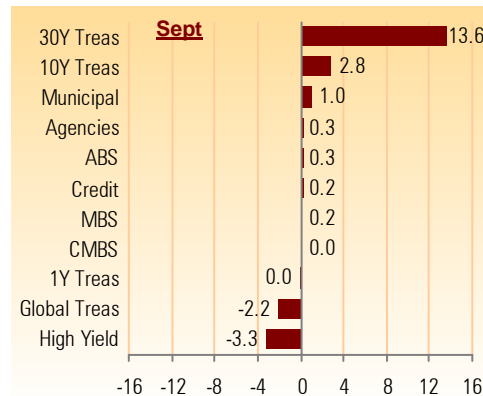
Equity Sector Returns (%)



Equity Style Returns (%)

Style	Value	Core	Growth
Large	-7.56	-7.46	-7.37
Mid	-9.22	-9.63	-10.05
Small	-10.92	-11.21	-11.50

Fixed Income Sector Returns (%)



Style	Value	Core	Growth
Large	-11.24	-9.25	-7.20
Mid	-13.01	-12.34	-11.59
Small	-18.51	-17.02	-15.57

Treasury Yield Curve

