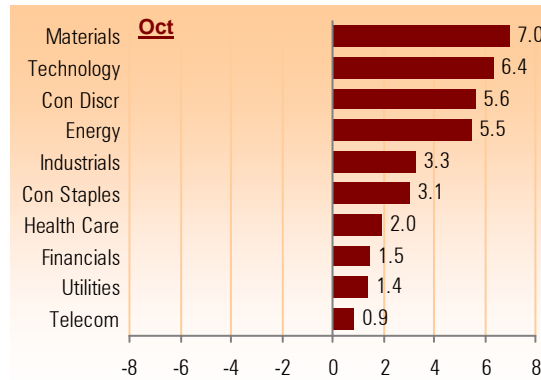


Equity Market	Past Month	Past 3 Months	YTD	Past 12 Months
S&P 500	3.80%	7.96%	7.84%	16.52%
Russell 1000	3.89%	8.36%	8.47%	17.66%
Russell 1000 Growth	4.78%	10.52%	9.35%	19.65%
Russell 1000 Value	3.00%	6.24%	7.63%	15.71%
Russell MidCap	3.87%	9.80%	15.26%	27.71%
Russell MidCap Growth	3.91%	11.46%	15.19%	28.03%
Russell MidCap Value	3.83%	8.36%	15.41%	27.49%
Russell 2000	4.09%	8.39%	13.59%	26.58%
Russell 2000 Growth	4.30%	10.39%	14.98%	28.68%
Russell 2000 Value	3.87%	6.38%	12.11%	24.44%
MSCI World	3.73%	9.17%	6.40%	12.75%
MSCI EAFE	3.61%	10.23%	4.70%	8.33%
MSCI EM	2.90%	12.12%	13.96%	23.55%
MSCI REIT	4.77%	8.07%	25.32%	43.39%
ML Invest Grade Convertible	1.73%	5.04%	5.64%	10.30%

Fixed Income Market	Past Month	Past 3 Months	YTD	Past 12 Months
Barclays Capital Aggregate	0.36%	1.77%	8.34%	8.03%
Barclays Capital Intermediate Aggregate	0.68%	1.71%	7.67%	7.56%
Barclays Capital Universal	0.51%	2.09%	8.83%	8.83%
Barclays Capital Government	-0.06%	1.77%	7.99%	6.89%
Barclays Capital Credit	0.13%	2.81%	10.66%	11.17%
Barclays Capital Municipal	-0.28%	1.84%	6.52%	7.77%
Barclays Capital High Yield	2.58%	5.71%	14.42%	19.37%
Barclays Capital Mortgage	0.98%	0.75%	6.35%	6.19%
Citigroup 3-Month Treasury Bill	0.01%	0.04%	0.09%	0.11%
Citigroup Non-US WGBI Unhedged	1.99%	7.42%	8.89%	6.40%
1-Month LIBOR	0.02%	0.07%	0.23%	0.27%
Barclays Capital U.S. TIPS	2.65%	5.04%	9.82%	10.41%
DJ-UBS Commodity	4.98%	9.73%	5.91%	11.81%

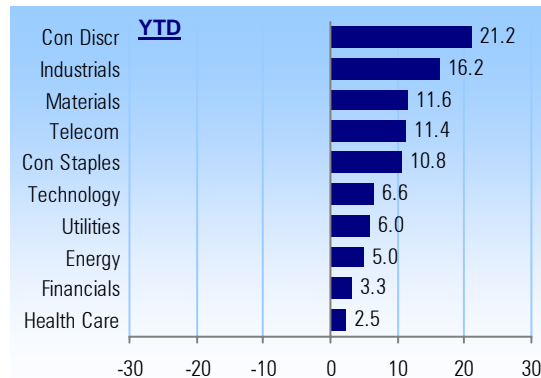
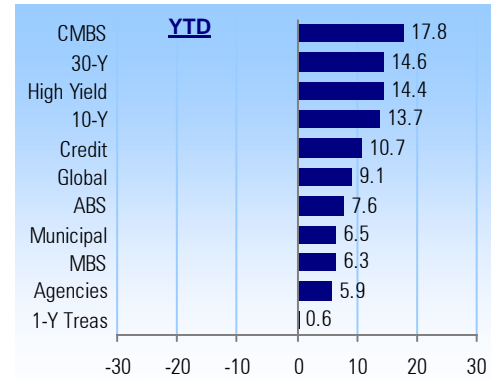
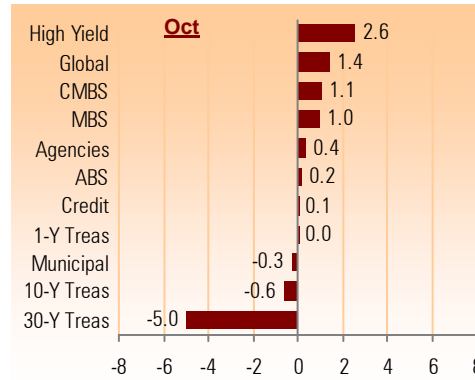
Equity Sector Returns (%)



Equity Style Returns (%)

	Value	Core	Growth
Large	3.00	3.89	4.78
Mid	3.83	3.87	3.91
Small	3.87	4.09	4.30

Fixed Income Sector Returns (%)



	Value	Core	Growth
Large	7.63	8.47	9.35
Mid	15.41	15.26	15.19
Small	12.11	13.59	14.98

Treasury Yield Curve

