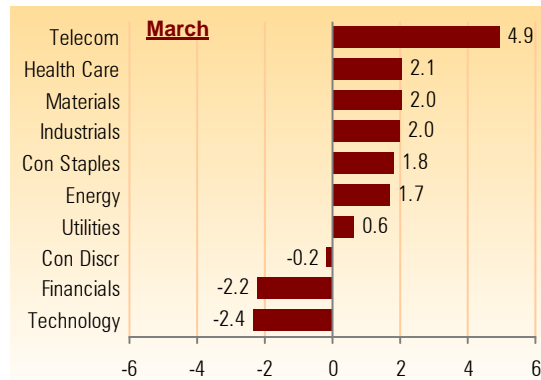


Equity Market	Past Month	Past 3 Months	YTD	1 Yr	3 Yrs	5 Yrs
S&P 500	0.04%	5.92%	5.92%	15.65%	2.35%	2.62%
Russell 1000	0.26%	6.24%	6.24%	16.69%	2.98%	2.93%
Russell 1000 Growth	0.12%	6.03%	6.03%	18.26%	5.19%	4.34%
Russell 1000 Value	0.40%	6.46%	6.46%	15.16%	0.60%	1.37%
Russell MidCap	1.53%	7.63%	7.63%	24.27%	7.25%	4.66%
Russell MidCap Growth	1.63%	7.85%	7.85%	26.60%	7.63%	4.93%
Russell MidCap Value	1.44%	7.42%	7.42%	22.26%	6.62%	4.04%
Russell 2000	2.59%	7.94%	7.94%	25.79%	8.57%	3.35%
Russell 2000 Growth	3.75%	9.24%	9.24%	31.04%	10.17%	4.33%
Russell 2000 Value	1.39%	6.60%	6.60%	20.63%	6.75%	2.22%
MSCI World	-0.99%	4.80%	4.80%	13.44%	-0.24%	2.09%
MSCI EAFE	-2.24%	3.36%	3.36%	10.41%	-3.02%	1.30%
MSCI EM	5.88%	2.05%	2.05%	18.46%	4.32%	10.69%
MSCI REIT	-1.47%	6.49%	6.49%	24.28%	2.23%	1.39%
ML Invest Grade Convertible	-0.02%	4.28%	4.28%	10.48%	0.35%	1.64%

Fixed Income Market	Past Month	Past 3 Months	YTD	1 Yr	3 Yrs	5 Yrs
Barclays Capital Aggregate	0.06%	0.42%	0.42%	5.13%	5.31%	6.03%
Barclays Capital Intermediate Aggregate	0.07%	0.48%	0.48%	4.76%	5.17%	5.96%
Barclays Capital Universal	0.12%	0.68%	0.68%	5.72%	5.67%	6.12%
Barclays Capital Government	-0.03%	-0.09%	-0.09%	4.29%	3.66%	5.63%
Barclays Capital Credit	-0.04%	0.89%	0.89%	7.00%	7.02%	6.42%
Barclays Capital Municipal	-0.33%	0.51%	0.51%	1.62%	4.47%	4.15%
Barclays Capital High Yield	0.32%	3.88%	3.88%	14.30%	12.94%	9.13%
Barclays Capital Mortgage	0.28%	0.58%	0.58%	4.58%	5.94%	6.52%
Citigroup 3-Month Treasury Bill	0.01%	0.03%	0.03%	0.13%	0.46%	2.09%
Citigroup Non-US WGBI Unhedged	0.42%	0.98%	0.98%	8.51%	3.24%	7.84%
1-Month LIBOR	0.02%	0.07%	0.07%	0.28%	0.81%	2.52%
Barclays Capital U.S. TIPS	1.01%	2.08%	2.08%	7.90%	3.93%	6.25%
DJ-UBS Commodity	2.06%	4.45%	4.45%	28.48%	-5.21%	2.56%

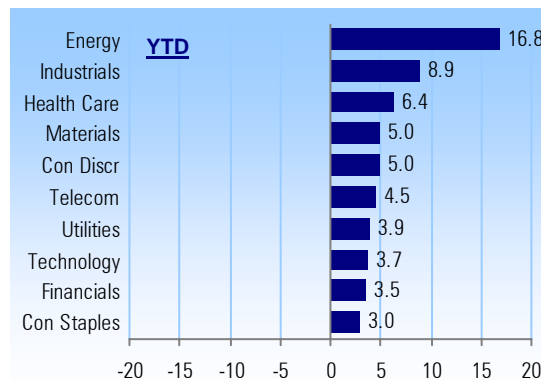
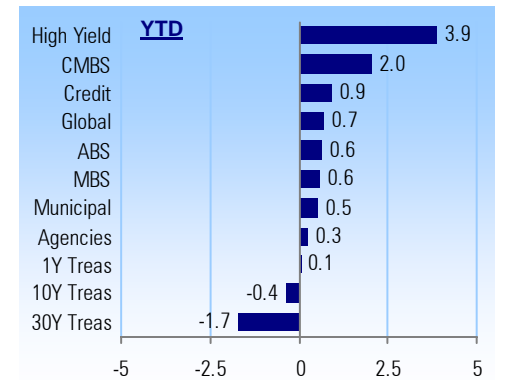
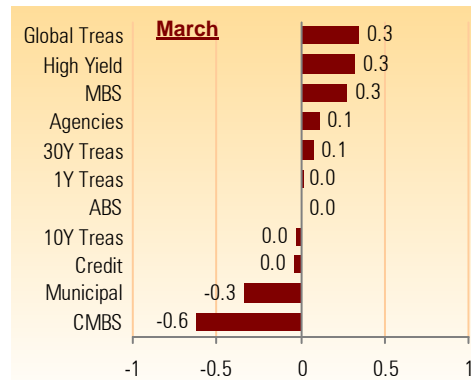
Equity Sector Returns (%)



Equity Style Returns (%)

March	Value	Core	Growth
Large	0.40	0.26	0.12
Mid	1.44	1.53	1.63
Small	1.39	2.59	3.75

Fixed Income Sector Returns (%)



YTD	Value	Core	Growth
Large	6.46	6.24	6.03
Mid	7.42	7.63	7.85
Small	6.60	7.94	9.24

Treasury Yield Curve

